


# ILR ROUTE PRO

**MBB PALFINGER**



**—OPTIMIZED—**  
FLEXIBILITY  
DURABILITY  
PROFITABILITY

The ILR fits a wide range of trucks with floor heights from 914mm - 1346mm. The two standard oversized platforms offer increased productivity at a budget price level. Platform sizes up to length of 1219mm (1117mm flat 101mm combo wedge with 10 degree incline) offers the best of two worlds with decreased platform angle, more space in front of cart stops and easy access on/off the platform.



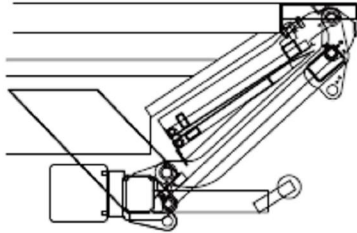
## HEAVY DUTY CONSTRUCTION

- Bushings & zerks at all pivot points
- Oversized quality components
- Heat treated pins
- 150 AMP circuit breaker
- Nylon roller for easy opening
- Thermo protected PowerPack pre-installed, wired and filled with premium multi-temp hydraulic fluid

## BUILT IN STANDARD/ SAFETY FEATURES

- Single cylinder with hydraulic lock on cylinder port
- Cab shut off switch
- Dual torsion system for assisted folding on 1219mm platform
- Flush mounted hinges for pallet and cart-friendly operation

MBB PALFINGER liftgates are built with oversized components for greater reliability. Our standard hydraulic cylinder lock provides more stability, better user control, and improved safety.



Mount frame clearance:


- Min. 660mm - Max 914mm

Bed Height Range:

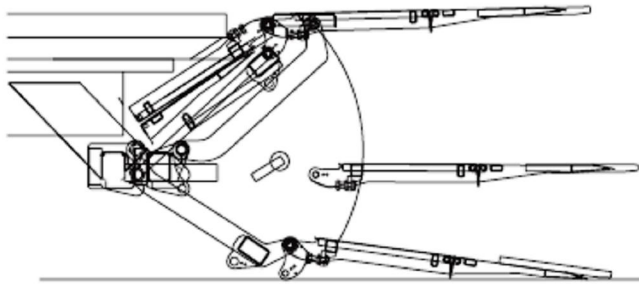
- 914mm laden - 1346mm unladen  
(1219mm long platform - min. 965mm laden)



The pre-mounted, pre-filled with premium multi temp hydraulic fluid PowerPack is wired and fully enclosed in a H/D powder coated steel enclosure for fast installation, protection and easy inspection.



The one cylinder mid arm design provides great stability vs assembly weight ratio. The platform rotates on an adjustable roller for different bed heights.



The luxury of starting from a clean slate with modern 3D CAD tools made it possible for MBB PALFINGER to develop an optimized one cylinder ramping ride unit with many features.

Model	Lifting Capacity (kg)	Platform Length* (mm)	Platform Width (mm)	Bed Height (mm)	Approx. Weight (kg)	Mount Clearance (mm)
ILR 30	1360	1219	2032	915 - 1346	347	635 - 915